



Retirement Planning presentation feedback Confederation College - October 30, 2019

This report provides feedback from the Retirement Planning presentation at your organization on October 30, 2019.

Response Counts

■ Confederation - Oct 30

Completion Rate:

100%



Complete



15

Totals: 15

1. How well do you understand the following as a result of today's presentation:

	I learned it	I learned more	I knew it already	I still don't understand it	Responses
My pension benefit will exceed my contributions					
Confederation - Oct 30					
Count	7	4	3	0	14
Row %	50%	29%	21%	0%	
Totals					
Total Responses					14
Column Total	7	4	3	0	
My pension will be paid for my lifetime, based on a formula					
Confederation - Oct 30					
Count	7	1	6	0	14
Row %	50%	7%	43%	0%	
Totals					
Total Responses					14
Column Total	7	1	6	0	
If I keep working, my pension keeps growing					
Confederation - Oct 30					
Count	5	6	3	0	14
Row %	36%	43%	21%	0%	
Totals					
Total Responses					14
Column Total	5	6	3	0	
My retirement date is flexible					
Confederation - Oct 30					
Count	5	5	4	0	14
Row %	36%	36%	29%	0%	
Totals					
Total Responses					14
Column Total	5	5	4	0	

	I learned it	I learned more	I knew it already	I still don't understand it	Responses
If I retire early my pension may be reduced					
Confederation - Oct 30					
Count	5	4	5	0	14
Row %	36%	29%	36%	0%	
Totals					
Total Responses					14
Column Total	5	4	5	0	

If I retire early the pension I earned in DBprime includes a bridge benefit to age 65					
Confederation - Oct 30					
Count	8	4	2	0	14
Row %	57%	29%	14%	0%	
Totals					
Total Responses					14
Column Total	8	4	2	0	

My surviving spouse receives a lifetime pension					
Confederation - Oct 30					
Count	6	4	3	0	13
Row %	46%	31%	23%	0%	
Totals					
Total Responses					13
Column Total	6	4	3	0	

The Plan has 3 levels of inflation protection, tied to periods of service					
Confederation - Oct 30					
Count	10	3	1	0	14
Row %	71%	21%	7%	0%	
Totals					
Total Responses					14
Column Total	10	3	1	0	

2. Tell us what you think of the slides

Very much Somewhat Not at all Don't know Responses

Did the slides explain the idea and concepts well?

Confederation - Oct 30					
Count	14	0	0	0	14
Row %	100%	0%	0%	0%	
Totals					
Total Responses					14
Column Total	14	0	0	0	

Were they easy to see / read?

Confederation - Oct 30					
Count	14	0	0	0	14
Row %	100%	0%	0%	0%	
Totals					
Total Responses					14
Column Total	14	0	0	0	

Did they enhance the presentation?

Confederation - Oct 30					
Count	14	0	0	0	14
Row %	100%	0%	0%	0%	
Totals					
Total Responses					14
Column Total	14	0	0	0	

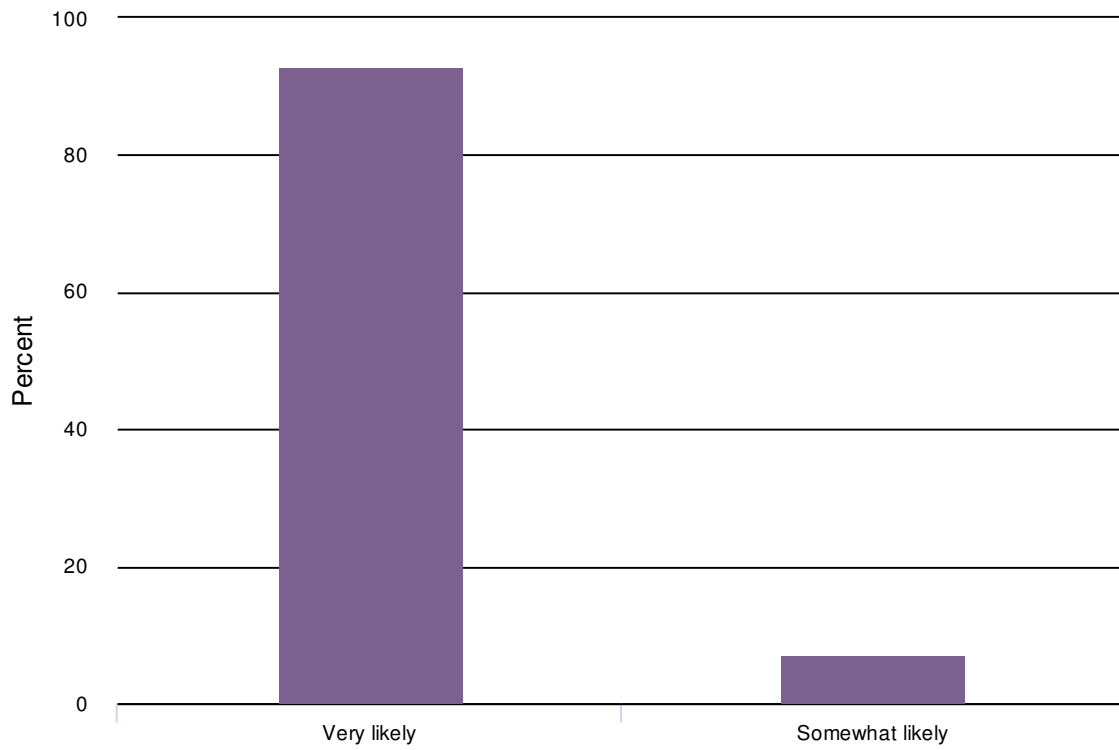
3. What impact did the session have on your opinion of the following:

	Improved it considerably	Improved it slightly	No change	Lowered it slightly	Lowered it considerably	Responses
The value of your pension						
Confederation - Oct 30						
Count	8	4	2	0	0	14
Row %	57%	29%	14%	0%	0%	
Totals						
Total Responses						14
Column Total	8	4	2	0	0	

	Improved it considerably	Improved it slightly	No change	Lowered it slightly	Lowered it considerably	Responses
The security of your pension benefit						
Confederation - Oct 30						
Count	8	3	3	0	0	14
Row %	57%	21%	21%	0%	0%	
Totals						
Total Responses						14
Column Total	8	3	3	0	0	

	Improved it considerably	Improved it slightly	No change	Lowered it slightly	Lowered it considerably	Responses
The CAAT Plan's pension expertise						
Confederation - Oct 30						
Count	8	5	1	0	0	14
Row %	57%	36%	7%	0%	0%	
Totals						
Total Responses						14
Column Total	8	5	1	0	0	

4. How likely are you to recommend this session?



Segment	Value	Percent	% of Total	Responses
Confederation - Oct 30	Very likely	93%	93%	13
	Somewhat likely	7%	7%	1
Total Responses			100%	14

5. Please provide us with any comments for improving future sessions:

■ Confederation - Oct 30

ResponseID Response

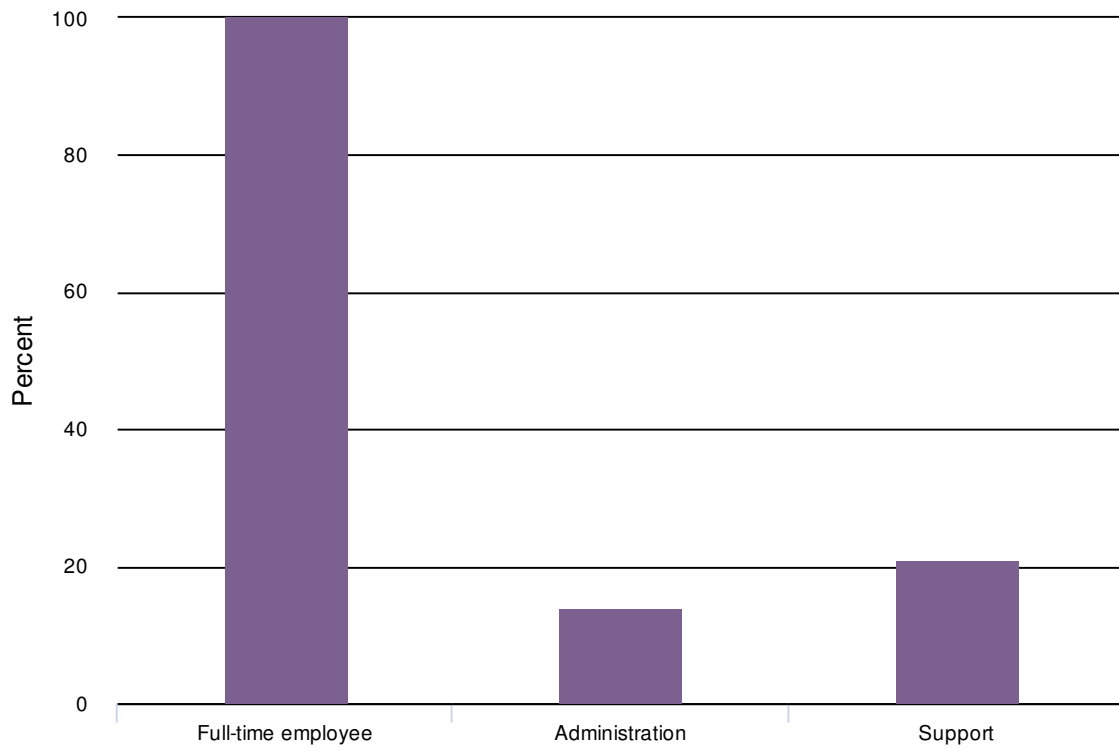
892 Thank you!

893 - very challenging to pinpoint how the presentation could have been improved. - Sylvia does a wonderful job.

895 - Excellent presentation - context and knowledgeable presenter - Excellent - great examples - choose a person in audience and plug in details (if person is willing) - bring last statement and do a hands on session with the tool

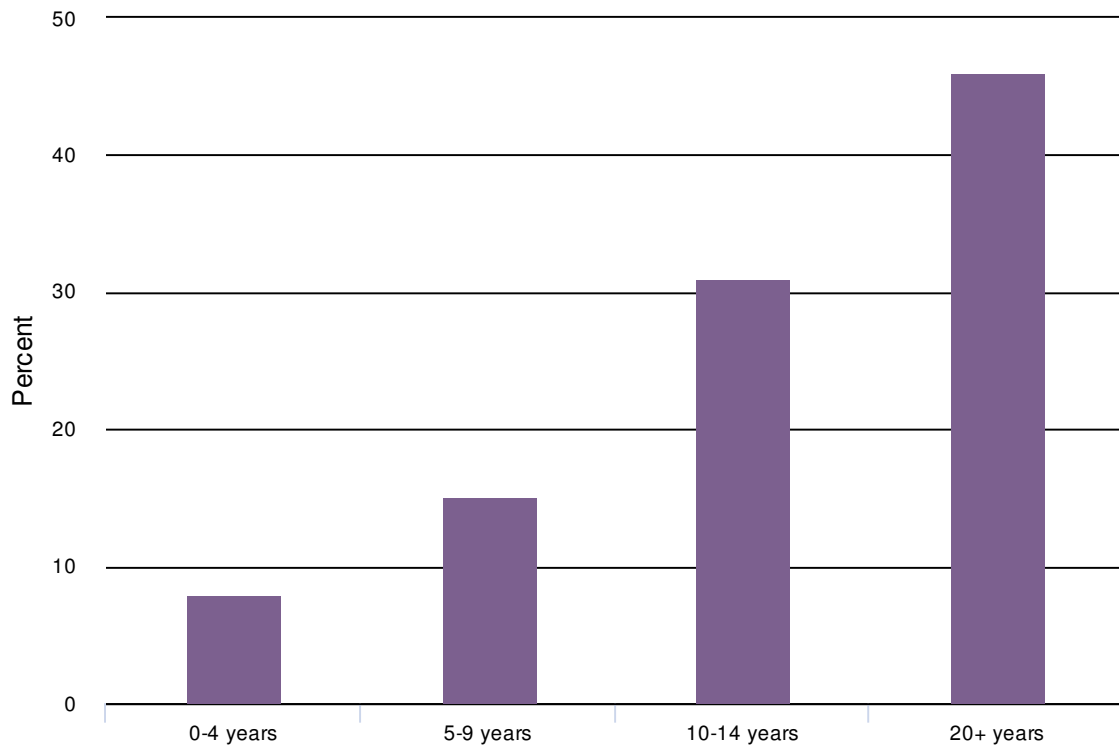
899 Great Job

6. Please tell us about you: You are: (Check all that apply)



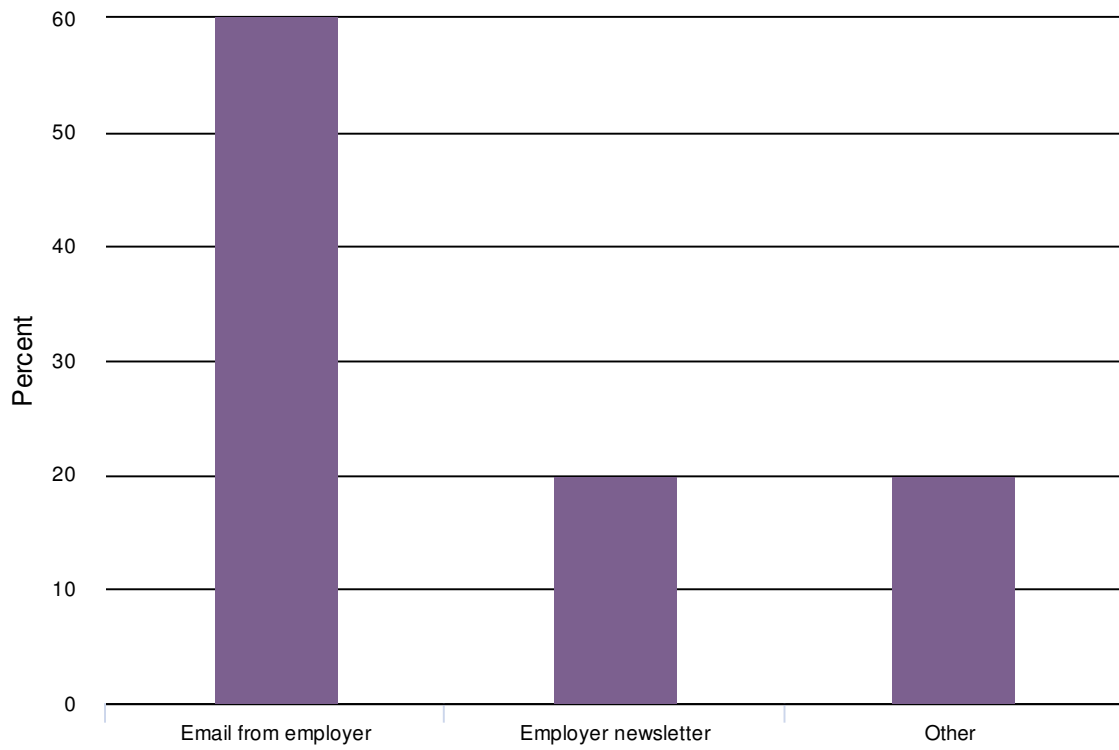
Segment	Value	Percent	% of Total	Responses
Confederation - Oct 30	Full-time employee	100%	100%	14
	Administration	14%	14%	2
	Support	21%	21%	3
Total Responses			135%	14

7. How long have you been a member of the CAAT Plan?



Segment	Value	Percent	% of Total	Responses
Confederation - Oct 30	0-4 years	8%	8%	1
	5-9 years	15%	15%	2
	10-14 years	31%	31%	4
	20+ years	46%	46%	6
Total Responses			100%	13

8. How did you learn about the session?



Segment	Value	Percent	% of Total	Responses
Confederation - Oct 30	Email from employer	60%	75%	9
	Employer newsletter	20%	25%	3
	Other	20%	25%	3
Total Responses			125%	15