



# Accessibility & Accommodations Toolkit

---



CENTRE FOR INNOVATION IN  
**CAMPUS MENTAL HEALTH**



Canadian Mental  
Health Association  
Ontario

# Table of Contents

---

- [ 3 ]** Introduction
- [ 4 ]** Disability
- [ 17 ]** Accommodations
- [ 18 ]** Accessibility
- [ 33 ]** Recommendations
- [ 35 ]** Glossary
- [ 37 ]** Further Readings & Resources
- [ 38 ]** Acknowledgments
- [ 39 ]** References

# Introduction

---

The Accessibility & Accommodations Toolkit is a guide for everyone in the campus community outside of accessibility services to learn how best to support post-secondary students with disabilities. This includes faculty, administrative staff, student leaders, student services, counselling services, and health services, among others. The aim of the toolkit is to provide the campus community with a fulsome understanding of disability, accommodations, and accessibility, in order for them to provide support and referrals to students when necessary, and to design their programming in the most accessible way possible.

This toolkit is the result of collaboration between the Centre for Innovation in Campus Mental Health and eight disability services professionals from Ontario colleges and universities. It is important to note that this toolkit was not developed by students with lived experience of disability. However, as it is a living toolkit, the Centre welcomes the feedback of that community. If you are a student with lived experience of disability and would like to provide feedback on the toolkit, please contact [mpadjen@campusmentalhealth.ca](mailto:mpadjen@campusmentalhealth.ca).

**This toolkit uses both identity-first and person-first language interchangeably throughout the documents to illustrate that both of these approaches to disability-inclusive language are valid and acceptable. While many reading this toolkit may have been taught that person-first language is the appropriate language to use, many people in the disabled community prefer to use identity-first language, similarly to how race or sexuality might be expressed: i.e. “a Black woman”, “a bisexual man”, “a Deaf person”. For more information on language use, see the Language section of the toolkit.**

# Disability

---

The following quotes by disabled individuals highlight the many different definitions of disability:

---

*“All bodies are varied, from skin colour, to height, to number of limbs, to waist size, to hair colour, to glasses and eye shape and gaps in their teeth, we are all made up of a number of variables...disability is a part of the normal human experience...just another part of our diverse world, not something frightening or sad.”*

*– Jessica Kellgren-Fozard*

---

---

*“Disability is articulated as a struggle, an unnecessary burden that one must overcome to the soundtrack of a string crescendo. But disabled lives are multi-faceted – brimming with personality, pride, ambition, love, empathy, and wit.”*

*– Sinead Burke*

---

---

*“We value our people as they are, for who they are, and understand that people have inherent worth outside of capitalist notions of productivity. Each person is full of history and life experience. Each person has an internal experience composed of their own thoughts, sensations, emotions, sexual fantasies, perceptions, and idiosyncrasies. Disabled people are whole people.”*

*– Leah Lakshmi Piepzna-Samarasinha*

---

---

*“I do not identify as a person with a disability. I’m a disabled person. And I’ll be a monkey’s disabled uncle if I’m going to apologise for that.”*

*– Stella Young*

---

---

*“Understanding disability and ableism is the work of every revolutionary, activist and organiser – of every human being. Disability is one of the most organic and human experiences on the planet. We are all ageing, we are all living in polluted and toxic conditions and the level of violence currently in the world should be enough for all of us to care more about disability and ableism.”*

*– Mia Mingus*

---

---

*“Disability is something imposed on top of our impairments by the way we are unnecessarily isolated and excluded from full participation in society.”*

*– Lennard J. Davis*

---

---

*“It is so important to showcase people with disabilities with intersectional identities because that allows viewers to see beyond disability....People with disabilities are multilayered—we are complex breathing human beings defined by more than just what we lack.”*

*– Lauren Ridloff*

---

# Definition

As we can see from the quotes above, disability is a complex human phenomenon with multiple overlapping definitions. According to the Accessible Canada Act, disability “means any impairment, including a physical, mental, intellectual, cognitive, learning, communication or sensory impairment — or a functional limitation — whether permanent, temporary or episodic in nature, or evident or not, that, in interaction with a barrier, hinders a person’s full and equal participation in society.”

In a more nuanced definition, the World Health Organization states that “disability is part of being human...Disability results from the interaction between individuals with a health condition, such as cerebral palsy, Down syndrome and depression, with personal and environmental factors including negative attitudes, inaccessible transportation and public buildings, and limited social support.”

It is also important for us to understand how disability is defined under the Ontario Human Rights Code, since all post-secondary institutions in Ontario fall under its jurisdiction. The following is taken from the Ontario Human Rights Commission’s Policy on Accessible Education for Students with Disabilities (2018). Section 10 of the Code defines “disability” as:

- a.** any degree of physical disability, infirmity, malformation or disfigurement that is caused by bodily injury, birth defect or illness and, without limiting the generality of the foregoing, includes diabetes mellitus, epilepsy, a brain injury, any degree of paralysis, amputation, lack of physical coordination, blindness or visual impediment, deafness or hearing impairment, muteness or speech impediment, or physical reliance on a guide dog or other animal or on a wheelchair or other remedial appliance or device,
- b.** a condition of mental impairment or a developmental disability,
- c.** a learning disability, or a dysfunction in one or more of the processes involved in understanding or using symbols or spoken language,
- d.** a mental disorder, or
- e.** an injury or disability for which benefits were claimed or received under the insurance plan established under the Workplace Safety and Insurance Act, 1997.”

The Ontario Human Rights Commission’s Policy on Ableism and Discrimination (2016), meanwhile, recognizes that the definition of disability has evolved over time, and may now include conditions that aren’t listed in section 10 of the Code. They acknowledge that disability should be defined as broadly as possible.

An important point that is not made clear in these definitions, is that disabilities may be apparent (visible) and non-apparent (invisible). Visible disabilities are readily apparent to others, such as physical disabilities, while invisible disabilities are not immediately apparent, such as chronic illnesses or mental health conditions. Also, some disabilities may be episodic, such that the person experiences fluctuations in the impact their disability has on them, or some good days and some bad days.

Disabilities are incredibly common. In fact, Statistics Canada reports that in 2017, 22% of the Canadian population aged over 15 had at least one disability. They also report that in 2017 mental health-related disabilities were the most prevalent type of disability among youth aged 15-24. While this may not have been the case 20 years ago, a growing proportion of students registered with disability services offices are living with a mental health related disability, and this is changing the climate on campus, as well as the need to reflect on practices.

In one study by Fichten et al. from 2003, extrapolation of the data collected from institution administration suggests that there were over 100,000 students with disabilities (documented or not) enrolled in a Canadian post-secondary institution, but that only one quarter to one half of them were registered to receive disability-related services. Meanwhile, according to the Canadian University Survey Consortium from 2011, 9% of undergraduates and 7% of graduate students self-reported having a disability. This is to highlight that disabilities are common on post-secondary campuses and that the numbers of students with disabilities and the number of students registered with the disability services office will often differ.



# Models of disability

There are several different models that can help us understand disability and its context in society. It is important for post-secondary staff to have an understanding of which models they are employing when speaking to and engaging with students and colleagues with disabilities. If one is employing the biomedical model for example, one should be aware of the critiques of that model and take some time to question one's assumptions.

## Medical model

Under the medical model, disability focuses on the rehabilitation of bodily and mental function. This model supposes that disability impacts an individual's quality of life and that disabilities should be corrected with medical intervention. The model further supposes that by improving the functioning of disabled people with medical interventions, disabled people can access a "normal" life. For example, the phrase "he can't read that book because he's blind" highlights the use of the medical model. The medical model has been often criticised for placing emphasis on the impairment of disability rather than on the systems and structures that impact the lives of disabled people. Further, the medical model paints disabled bodies as pathological and defective, which can have an impact on the self-image of disabled people and how society views and treats people with disabilities.

## Social model

In contrast, the social model of disability portrays disability as a function of the way society is organised rather than a person's impairment or difference. This model looks to remove barriers that restrict life choices for disabled people in order to provide them with the ability to participate fully in "normal" life. According to this model, disability is something a person experiences, not something they have. The model also acknowledges that attitudes towards disabled people can be barriers within themselves, requiring education and proactive action. For example, the phrase "he can't read that book because it's not written in braille" highlights the use of the social model. Importantly, the social model does not deny that disabled people can seek medical intervention to minimise the impact of their impairment, though this has been a common critique of the model.



## Human rights-based model

The human rights-based model of disability builds on the social model by recognizing that people with disabilities have rights and asserting that the state and others have a responsibility to respect those rights. The model comes from the United Nations Convention on the Rights of Persons with Disabilities. This model says that the barriers in society are in fact discriminatory, and gives disabled people routes through which they can assert their rights and complain when they encounter those barriers. The human rights model also acknowledges that disability is a natural part of human diversity and a part of identity, and therefore, they are entitled to the same rights, opportunities, and privileges of persons without disabilities.

## An important note on Indigenous Models of Disability:

---

*Understandings of impairment from Indigenous worldviews are somewhat different from the disability models outlined here. These conceptions are usually grounded in respect for the fundamental interdependency of all beings in their diversity and difference. In fact, literature suggests that many Indigenous communities find the term “disability” to be alien and contradictory to their understanding of impairments. For some Indigenous people, the idea of “normalcy” in one’s health is related to the balance that person experiences in their spirituality, family, social connections and ancestral attachment to the land.*

---

These are the models of disability you may find yourself and others using when interacting with disabled students and peers. Society as a whole is moving toward use of the social and human rights-based models, due in part to the fact that disabled activists have encouraged their use as they promote dignity and autonomy. However, it's important to have an understanding of these models, so that we can recognize and invite ourselves and others to reflect and change their approach when the medical model is being used exclusively.

# Ableism and stigma

Ableism is a set of negative attitudes, beliefs, and actions that consider disability as “not normal” but also less valuable in society. The impact of ableism is the exclusion of disabled people, so we cannot achieve our institutional and collective goals of equity and inclusion without eliminating ableism. This means shifting our conscious and unconscious beliefs, from viewing disability as negative and abnormal to seeing it as a universal and natural part of the spectrum of human diversity.

Systemic ableism is seen in the ways society is structured to grant unearned privilege to individuals perceived to be non-disabled and unearned disadvantage to those perceived as disabled; it is embedded in the institutions’ values, formal policies as well as everyday practices. Ontario post-secondary institutions can play a role in supporting or dismantling systemic ableism by removing barriers to the full participation of persons with disabilities.

There are a number of examples of ways that ableism is embedded in our institutions, specifically, barriers and attitudes disabled people encounter daily, which are exhausting and can explain why some students sometimes do not have the capacity to self-advocate or why they may see the ableism they encounter at post-secondary as normal. Some common examples of ableism include ignoring the needs of people with disabilities, such as not providing accommodations or assuming that they are not capable of participating in activities. Similarly, asking intrusive questions about a person's disability, such as "what's wrong with you?" is a common form of ableist violence, as is speaking to disabled people in a patronising way, such as using a high-pitched voice or speaking slowly.

Another form of ableism can be found in the belief that accommodations for disabled students are unfair advantages. For example, non-disabled students may complain that disabled students “get extra time”, when in fact spending more time to take a test can be a burden for the student, who now may have less time to spend on other things, like studying for other tests. To create more inclusive post-secondary institutions for disabled students, it is important for non-disabled people to be educated on the needs of disabled students and avoid these attitudinal barriers and behaviours.

Internalised ableism is the internalisation of negative attitudes and beliefs about disability by individuals with disabilities themselves. It can lead to self-doubt, isolation, and a lack of self-advocacy. Internalised ableism can manifest in various ways, such as:

- Denial of disability: Feeling ashamed or embarrassed about their disability, leading them to deny or minimise it. This can lead to a reluctance to seek accommodations or support.
- Internalised stereotypes: Internalising negative stereotypes about disability, leading them to view themselves as less capable or deserving of respect and equality.
- Overcompensation: Feeling the need to overcompensate for their disability, leading them to push themselves beyond their limits or try to mask their disability (often seen in autistic students, students with learning disabilities and other non-evident disabilities).
- Misunderstanding one's disability: Feeling different from peers, or stupid, because no one ever explained to them what their disability is; most common for students with learning disabilities.

Post-secondary staff should be aware of the stigma associated with mental, physical, learning, and sensory disabilities and should reflect on the ways that ableism may show up in their interactions with disabled students and colleagues. Similarly to racism and sexism, ableism is a form of prejudice that we are steeped in as a society and, therefore, it can manifest in our actions and behaviours if we are not thoughtful and deliberate in avoiding it. For more information on this, see the CICMH Anti-Oppressive Practice Toolkit, [parts 1 and 2](#).

Further reading on ableism:

[This is Ableism video](#)

[American Psychological Association  
- Understanding ableism and negative reactions to disability](#)

[Medical News Today - What is ableism, and what is its impact?](#)

# Intersectionality

For more information on intersectionality, check out the [Invisible Intersections](#) toolkit.

The term intersectionality was coined by Black feminist scholar, Kimberlé Crenshaw, in 1989 to illustrate the interlocking systems of power and how they impact those who are most marginalised in society. Intersectionality is a theoretical framework that acknowledges the structural dynamics of power and how one’s identity and experiences can be shaped and informed by factors such as race, class, gender, and disability, among other social relations. Intersectionality states that these overlapping factors create a complex web of prejudices, including oppression and discrimination against individuals and communities. It further understands that features of one’s identity, such as race or disability, do not exist independently of one another, but rather intersect to create a unique experience.

## Case example

---

*Fatima, a Black schizophrenic<sup>1</sup> student who is also a lesbian and Muslim, will experience her disability differently from James, a white heterosexual student who uses a wheelchair. Fatima will likely also have to navigate misogyny, racism, Islamophobia, homophobia, as well as ableism, all of which may intersect in various ways to lead to her discrimination. Fatima may experience racism when dealing with healthcare professionals, which could impact her care and, therefore, impact her disability. Fatima may also find that she experiences racism in her disabled community and ableism in her Black community, potentially making her feel like an outsider in spaces meant for belonging. For example, imagine Fatima overhearing a comment about how she must be “crazy” during a campus event for Black Muslims.*

---

The following video by advocate Keri Gray provides a helpful explanation of the importance of intersectionality within disability.

[Intersectionality & disability, ft Keri Gray, the Keri Gray Group #DisabilityDemandsJustice - YouTube](#)

<sup>1</sup> In this example, Fatima prefers to use identity-first language (“schizophrenic student”), while James prefers person-first language (“student who uses a wheelchair”).

The intersectionality of disability can also be seen in key statistics. For instance, while 22% of the Canadian population has one or more disabilities, women are consistently more likely than men to have a disability, according to Statistics Canada. Meanwhile, a retrospective study from the 2012 National Health Interview Survey in the United States found that non-Hispanic African Americans were more likely to have a severe disability than were non-Hispanic whites. These statistics illustrate that disability will have different impacts on different communities.

One way that we can incorporate considerations of intersectionality into disability models is through the Disability Justice framework. This framework, developed by disability justice performance project Sins Invalid, understands ableism by connecting it to other structures of power such as colonialism and capitalism. Disability Justice recognizes that these structures of power impact how people's bodies and minds are labelled as "deviant", "unproductive", or "disposable". For example, in a capitalist system, everyone is expected to produce a certain amount of work to be perceived as valuable and "productive members of society", whereas many disabled people don't have the capacity to achieve the level of productivity that is expected of them. These disabled people are, therefore, often labelled as "lazy" or "unproductive".

Disability Justice also has consequences for the idea of independence for disabled people. According to writer and community organiser for disability justice Mia Mingus, "with disability justice, we want to move away from the 'myth of independence', that everyone can and should be able to do everything on their own. I am not fighting for independence... I am fighting for an interdependence that embraces needs and tells the truth: no one does it on their own and the myth of independence is just that, a myth."

It is critical for post-secondary staff to have an understanding of intersectionality to provide culturally-relevant and thoughtful support to students with disabilities. Disability Justice provides us with a framework through which we can implement those considerations of intersectionality and shift our own assumptions about disability.

Further reading on Disability Justice:

[10 Principles of Disability Justice by Sins Invalid](#)

[Disability Justice Network of Ontario](#)

# Language

Primarily, people with disabilities are not a condition, disease, or diagnosis; they are individual human beings. There are two ways that people can describe themselves or others and their disabilities. The use of person-first language refers to the individual first, then their disability. An example of person-first language would be to refer to the individual as “the person with a disability” rather than the “disabled person”. Other individuals may wish to express pride in their disability and identify within a disability group or culture using identity-first language. While both forms of language are responses to deficit-based views of disability, the person-first approach can be representative of reclaiming one’s humanity and identity-first language prioritises the disability in their personal description. Both approaches are equally appropriate and valid and depend on personal preference. When in doubt, ask the person which they prefer. Take the person’s lead and prioritise interactions and communication that respects the individual’s ability and choice to self-identify and promote their personal human dignity.

Language is important when communicating with and about people with disabilities. The words and phrases we use, and the references we make to and about people with disabilities, can be affirming or harmful. Harmful phrases may label a person or convey images of defect or deformity, victimisation and being “less than.”. These terms are offensive, dehumanising, degrading, and stigmatising and can be damaging to the individual and a just society.

People with disabilities generally do not value or benefit from being portrayed as excessively courageous, brave, or special. These terms can imply that it is exceptional for people with disabilities to have skills and talents. Comparisons may be used when speaking about people with or without a disability. A person without a disability can be said to be exactly that; avoid using the term “normal.” A better choice, if a comparison between people is necessary, would be to use a term such as “non-disabled person”. While some disabled people do use the term “able-bodied person”, many critics have argued that the term implies that all people with disabilities lack able bodies, and have recommended that the term not be used.

Further reading on inclusive language:

[TMU Accessible Communications Guide](#)

[Disability Language Style Guide](#)

# Combating ableism

To practise anti-ableism, it is important to ensure that the needs and wants of people with disabilities are included in the social norms and rules of our larger society. We can facilitate positive attitudes and behaviours when relating to or interacting with a person with a disability. Below are listed some considerations for combating ableism.

## Ask first

Do not assume someone wants or needs your help. You may offer assistance if it appears needed but first interact directly with the person to determine if and how you can help. Respect the individual's dignity and comply with the person's preference. Listen and ask before you act. For example, you might say, "It looks like you might be struggling with that door, can I offer any help?"

## Physical contact

Some people with disabilities need and expect their physical bodies to provide them stability and allow their independent navigation of their environment. Even if well-intentioned, grabbing someone's arm or the items they are carrying could set the person off balance and, consequently, impact their safety. Avoid patronising behaviour, such as patting someone on the head, treating them as a child, or touching or handling their wheelchair and other mobility aids without consultation. People with disabilities often consider their equipment an extension of their bodies and a part of their personal space.

When speaking to someone at length, consider how you can facilitate the conversation. For example, if someone is seated in a wheelchair and you are standing above them, there may be a feeling of power imbalance. You may want to position your self at the person's eye level by sitting in a chair across from them. Allow for a comfortable space, and be aware of hovering.

## Manner of Speech

Talk directly to the individual with a disability, do not address their companion or support person as an interpreter. Everyday expressions such as "see you later" or "I have to run" are part of our common language and there is no need to apologise or feel embarrassed if it relates to one's disability. An apology may draw negative attention or be more offensive than using the expression as you would with anyone else.

## Confidentiality

Respect the privacy of the person with a disability and protect their confidentiality when discussing sensitive or personal matters and when collecting, storing, or using personal information with them or on their behalf.

## Do not make assumptions

People with disabilities are the best judge of their own ability. Choices should be presented to an individual and they should be encouraged to make their own decisions (for example, as to when and how they might choose to take part in an activity). Opportunities to participate should consider the interests and needs of a full range of persons with disabilities. People with disabilities of diverse backgrounds are the best source of consultation around options to be considered, offered, and maintained.

## Assumptions to question

- “If a student requires accommodations, they can’t handle post-secondary”
- “Accommodations are a bane to meritocracy”
- “Accommodations provide an unfair advantage”
- “Some students are abusing accommodations”





# Accommodations

---

This section of the toolkit is intended to provide the campus community with succinct information on accommodations, to have a better understanding of the process for students and to be better able to refer and guide them through it.

## Principles of accommodation

Accommodations are means of removing or reducing barriers that prevent students with disabilities from participating fully in campus life. Once they have identified a student's disability-related need, post-secondary institutions have a duty to accommodate the needs of students to the point of undue hardship. This duty is not a moral duty but rather a legal one. In Ontario it is based on the Ontario Human Rights Code, which post-secondary institutions are required to follow.

**Accommodation involves three key principles:**

### **[ 1 ] Respect for dignity**

Students with disabilities have the right to receive services in a manner that respects their dignity. Human dignity is a complex concept, involving self-worth, as well as physical and psychological integrity and empowerment. Accommodations that do not respect students' dignity would include those which marginalise, stigmatise, or devalue the student. This principle should include considerations as to how the accommodation is provided and the student's participation in that process. For example, an accommodation in which a student is provided more time to complete the exam, but the room where the student is writing the exam is a janitor's closet, would not be acceptable.

### **[ 2 ] Individualisation**

Students with disabilities are unique individuals, with differing needs and situations. Therefore, accommodations should be considered individually for each student as their needs are identified. This also means that blanket approaches to accommodation that use the student's category of disability or generalisations about disability would not be appropriate or acceptable. For example, providing all visually-impaired students with braille copies of the class reading would be unacceptable, as some visually-impaired students don't read braille and require a larger font instead.

### [ 3 ] Integration and full participation

Whenever possible, it is ideal for accommodations to allow disabled students to receive services or engage in the learning environment in the same way as their non-disabled peers, promoting their full participation. This is to say that accommodations should not separate the students who use them from those who do not. For example, it would not be acceptable to have an accessible entrance at the back of a building which forces wheelchair-using students to go through the kitchen while non-disabled students can enter through the lobby.

Accommodations are not all-or-nothing propositions. Rather they can be imagined as a continuum. At the far end of this continuum would lie the most appropriate accommodation, which meets the student's need, respects their dignity, is individualised to them, and encourages their full participation. Alternative accommodations that are less ideal would be found next on the continuum and may even be implemented as stop-gap solutions until the most appropriate accommodation can be implemented. The Ontario Human Rights Commission states that the furthest end of the accommodations continuum, short of undue hardship, must be reached.

## Case example

---

*Nabil, a dyslexic<sup>2</sup> student who frequents your writing centre, requires as an accommodation that the writing centre resources be provided with a different font and with more visual cues. In the meantime, while those resources are being prepared, your writing centre offers Nabil the support of a dedicated staff member who can help him write his essay by presenting the information to him verbally in a 1-on-1 meeting.*

---

2 In this case, Nabil prefers identity-first language when referring to his dyslexia.

## Procedural component

The procedural duty to accommodate involves conducting an individualised assessment of the student's need. In a post-secondary environment, this means the institution is required to obtain all relevant information about the student's accommodation request. All Ontario post-secondary institutions have a centralised office that facilitates these requests. Assessments are achieved through dialogue between the student and the staff of the accommodation offices, and may also include collecting and assessing supporting medical documentation. In most cases, the procedural duty to accommodate is triggered by an individual's express request for accommodation. A failure of the post-secondary institution to give thought or consideration to the issue of accommodation, including what steps, if any, could be taken, would be a failure to satisfy the procedural duty to accommodate.

## Substantive component

The substantive duty to accommodate involves determining the appropriateness or reasonableness of the offered accommodation as well as the reasons for not providing an accommodation, including proof of undue hardship. In the post-secondary environment, the institution bestows authority to the accommodation office to uphold the substantive duty to accommodate. Therefore, it is the accommodation office that designs the accommodation plan.

# Undue hardship

The duty to accommodate places an onus on the institution to find a way to accommodate the needs of the student unless doing so would cause undue hardship to the institution. In other words, undue hardship is the legal limit of the duty to accommodate.

While some degree of hardship may occur for institutions in accommodating student needs, inconvenience on its own is not a factor that defines undue hardship. There are three criteria for undue hardship:

- [ 1 ] Cost** - If the cost of an accommodation is so substantial that it would alter the essential nature of the enterprise, or so significant it would substantially affect its viability, it may not be the most appropriate accommodation (though an alternate accommodation would still need to be considered). Mere speculation about financial implications, however, is not generally sufficient, and evidence of undue hardship must be objective, real, direct, and quantifiable. For example, post-secondary institutions need to provide concrete evidence of the full cost of the accommodation and copies of financial statements that provide proof the cost cannot be borne.

**[ 2 ] Outside sources of funding** - To offset costs, institutions must take steps, wherever possible, to obtain grants, subsidies, and other sources of funding. Institutions can also consider cost-sharing and tax deductions. When available, students are expected to avail themselves of outside sources of funding to help cover expenses related to their own accommodation (e.g. the Bursary for Students with Disabilities through OSAP).

**[ 3 ] Health and safety requirements** - If an accommodation is likely to cause significant health or safety risks, it may not be the most appropriate accommodation (though an alternate accommodation would still need to be considered). An assessment of whether an accommodation would cause health and safety risks should use objective evidence to obtain an accurate understanding of the risk, as opposed to basing them on stereotypical views. When only the student is affected by the health and safety risk, the institution is obliged to explain the potential risk to the student so that they can assess whether or not it is acceptable. Removing a student with a disability from a learning environment for health and safety reasons must be done with genuine interest in maintaining a safe environment for all students and staff. It cannot be punitive and must use a proportionate response. The student is then entitled to periodic review of their accommodations and reassessment to determine if their disability status is subject to change.

## Case example

---

*Elena is a student who uses a motorised wheelchair . The university is worried that use of the motorised wheelchair could potentially create safety risks for other students. A staff team is put together to assess the actual risk and find ways to reduce the risk. The staff team determines that the safety risk is relatively low and creates a list of rules and regulations to be followed by all students, including Elena, to protect student safety.*

---

No other factors, such as inconvenience, morale, third-party preferences, or collective agreements should be considered. Providing accommodations to students may take more time for instructors, especially when retroactive, but this cannot be the reason for denying the accommodation. It is also important to note that the onus of proof in these three criteria lie with the institution and not with the student.

## Other limits on the duty to accommodate

There is not a limitless right to accommodation. Other than the criteria for undue hardship, the following are some other limits students might encounter in getting access to specific accommodations.

- If a specific accommodation would fundamentally alter the nature of the educational service, it would not be considered an appropriate accommodation
- If the student still cannot fulfill essential duties for the class, even after inclusive design has been considered, barriers removed, and accommodation options have been examined, tried, and exhausted.
- If the student, or their parent or guardian, does not participate in the accommodation process, for example by refusing to comply with reasonable requests for information.

There is a legal test for determining essential requirements of a class to ensure that they are not discriminatory by design. This test asks:

1. Is the requirement rationally connected to the task or purpose (vs. habit, tradition, ease)?
2. Is there evidence to support that the requirement is essential?
3. Is the requirement socially constructed such that it excludes specific groups for a reason that is irrelevant or based on assumptions about the group?

## Case example

---

*Alex is a student in your Public Speaking course who struggles significantly with social anxiety. They ask to be exempt from giving any presentations, but this accommodation is not deemed appropriate as it would alter the fundamental requirements of the course. Instead, Alex's accommodation advisor works with the faculty to make sure that they are offered the option of presenting to a smaller group of 5 students at the end of class, for each of the presentations required in the course.*

---

# Roles & responsibilities

## Role of the post-secondary institution

The legal duty to accommodate rests with the institution, not any single individual or department.

**To meet their duty to accommodate, institutions have the following responsibilities:**

- Ensure that the school environment is welcoming and all students treat one another with respect.
- Take immediate remedial action in response to incidents of bullying and harassment.
- Educate all faculty, staff and students about disability-related issues.
- Review the accessibility of the whole institution.
- Include the needs of disabled students when creating or revising services, policies, processes, courses, programs or curricula, or physical spaces.

## Role of the student

Post-secondary students are expected to be active partners in the disability accommodation process. This includes making their request for accommodations known by registering with the institution's disability services office and providing them with disability documentation. They are also expected to communicate their accommodation needs to their accessibility counsellor (or consultant or advisor – different institutions use different titles) and work with them to determine possible accommodations, including sharing what accommodations have been helpful in the past.

It is important for disabled students to know that accommodations in post-secondary are in place to provide them with equitable access to their courses – they do not guarantee outcomes. They still have to meet the course learning outcomes and essential requirements in order to pass their courses.

---

*Although these responsibilities and expectations for the students may seem minimal, and the faculty expectations may seem daunting in contrast, it is important to understand that the process for academic accommodations is not easy for students. In fact, it has been estimated that 100,000 to 200,000 students in Canada need accommodations, but have never sought or received them. The possible reasons for this are varied, including the inability to receive the medical documentation necessary to secure the accommodations. Students may not have access to a doctor who is able or willing to sign off on the medical documentation, and many students do not have doctors who will support the needs of students with mental health diagnoses. Furthermore, a psychoeducational assessment to diagnose learning disabilities, ADHD, or autism as an adult can cost an average of \$3500.*

*Additionally, students who had accommodations in elementary and high school often were not included in the conversations about their accommodations and they likely did not learn to advocate for their accommodation needs. Students may not be aware of how to access accommodations, may fear disclosing to the disability services office, and often fear that their accommodations will not remain confidential once they try to move on to the workplace after graduation. On top of the stigma of disabilities, these barriers mean that for a student to have a letter of accommodation and then to approach their faculty to put the accommodation in place is not a simple process.*

---

## **Role of disability support offices**

The accessibility counsellors, also sometimes called consultants or advisors, work with individual students with disabilities to link the student's functional impairments to appropriate academic accommodations, to co-design with the student an individualised accommodation plan, and communicate the plan (or help the student to communicate) to the student's faculty. The work of accessibility services is guided by the three accommodation principles described above.

## Role of faculty

Faculty are key partners in the accommodation of disabled post-secondary students. They too are guided by the three principles described above. Their role includes maintaining the students' right to confidentiality, accepting the student is acting in good faith, and implementing accommodations, as needed. Faculty should contact the student's accessibility counsellor if they have questions, concerns or feel one or more accommodations would result in an undue hardship. It is not their role to deny accommodations that they have concerns about.

To promote the principle of integration and full participation, faculty should make sure that their classroom is welcoming and that all students treat one another with respect, they include disabled students in all class activities, and they take immediate action if any bullying or harassment occurs in the learning environment.

## Role of post-secondary staff

Post-secondary staff, while not usually required to implement accommodations, still have a responsibility to support disabled post-secondary students. Staff should be aware of the disability services office at their institution, and should be able to refer students there when appropriate. For more information on how and when to refer, see the infosheet connected to this toolkit.

# Duty to inquire

## What is the duty to inquire?

The onus has traditionally been on students to make their accommodation needs known to obtain accommodations. However, according to the Ontario Human Rights Commission, post-secondary institutions not only have a duty to accommodate, but they also have a "duty to inquire". This means that the post-secondary institution has a responsibility (among others) to do the following:

- Attempt to help students who are unwell or perceived to have a disability by offering assistance and accommodations.
- Be alert to the possibility that a person may need an accommodation even if they have not made a specific or formal request.
- Consider whether the student needs any accommodations before imposing an academic penalty.



## Why is there a duty to inquire?

There is a duty to inquire because some disabilities leave students unable to identify that they have a disability, or that they require an accommodation. Moreover, students may not seek accommodations due to:

- fear/stigma,
- different cultural understandings of disability,
- new presentation of a condition,
- lack of access to healthcare or discrimination/barriers in the healthcare system.

Inquiring is about paying attention to “red flags”, proactively checking in, offering help, and informing students of supports and resources available, such as accommodation supports. Inquiring does not mean inquiring into the nature of their disability (diagnostic information, etc.), or determining eligibility for accommodation yourself. Proactively checking in can be as simple as sending an email to a student who is showing evidence of some of the red flags below. Students can be informed of supports and resources on a page in the syllabus or in a slide at the end of each lecture.



## Red flags to look out for:

- Student is missing key assignments or tests.
- Verbal communication is excellent but student struggles with written assignments, or vice versa.
- Student has difficulty paying attention in class.
- Student has infrequent class attendance.
- Student makes excessive office hours appointments.
- Student makes repeated requests for special consideration (i.e., extensions).

---

*\*For more information on how to recognize the signs of a struggling student, respond, and refer them to supports, check out [More Feet on the Ground](#), a free course for non-clinical staff and student leaders.*

---

# Accessibility

---

This section of the toolkit is intended to provide an overview of accessibility considerations on post-secondary campuses, specifically focusing on Universal Design for Learning as an accessibility tool.

## Principles of accessibility

Accessibility is the practice of making information, activities, or environments as meaningful and usable as possible for as many people as possible. Accessibility means identifying and responding to conditions of in-access with equitable designs and opportunities. There are three principles of accessibility, which come to us from the Web Content Accessibility Guidelines:

### **[ 1 ] Perceivable**

Information should be presented in ways that people can easily perceive or consume through at least one of their senses.

### **[ 2 ] Operable**

People should be able to interact with the information using their preferred method or device.

### **[ 3 ] Understandable**

Information should be easily understandable, with limited complex words, concepts, or instructions.

While this is a high-level overview of accessibility, more specific best practices for accessibility in post-secondary can be found below in the Universal Design for Learning section.

# Universal design for learning

Universal Design (UD) emerged from the fields of urban design and architecture and the initiatives of Barrier-Free Design. It originated from product and environmental designs that considered many factors yet were not created for the average user, but were made to be utilised by everyone. It is an approach that maximises accessibility for its users.

Universal Design for Instruction, Universal Instructional Design, or more commonly known and focused on here as Universal Design for Learning (UDL), is defined as the design of products and environments to be usable by all students, to the greatest extent possible, without the need for adaptation or specialised design. It can be applied to overall instruction, course materials, to physical spaces and facilities, and the strategies used in curriculum delivery.

UDL offers students with a variety of abilities, identities, ethnicities, language skills and learning styles access to multiple ways of being represented, acting, expressing oneself, and engaging with purpose. This results in a student who can recognize what they are learning, why they are learning, and how they can learn. Successful learning is a shared goal of students and instructors in UDL and it aspires to empower and create “expert learners.”. Expert learners are described as purposeful and motivated, resourceful, and knowledgeable, as well as strategic and goal-oriented.



UDL as a framework is proactive and intentional and enables all learners to gain knowledge, skills, and enthusiasm for learning. Curriculum design and delivery through the lens of UDL is not an afterthought but an integral part of the vision, planning, and operations. Applying UDL principles anticipates needs, provides options, and reduces barriers through deliberate planning. These supports for learning can reduce barriers, all while maintaining high academic standards.

Instructors in higher education who are embracing and seeing the results of a UDL approach are reporting that it does not require them to work more or harder but to work more thoughtfully, and usually results in less work after the fact (for example, fewer emails from students with questions or retroactive accommodation requests).

UDL is rooted in science and how humans learn. Research in neuroscience has demonstrated that learners are unique and are also influenced greatly by their context and environments. This offers hope that if curriculum is well-designed and flexible, the impacts on learning can be quite positive.

The benefits of using UDL as a tool is that it offers guidance for developing instructional goals, assessments, methods, and materials. The very nature of UDL is dynamic, offering the ability to integrate and incorporate customization and adjustments to meet individual needs. A supportive, inclusive, and flexible environment can be provided and can operate from a cultural perspective of access, rather than making accommodations the sole responsibility of people with disabilities or shifting the burden away from the learner.

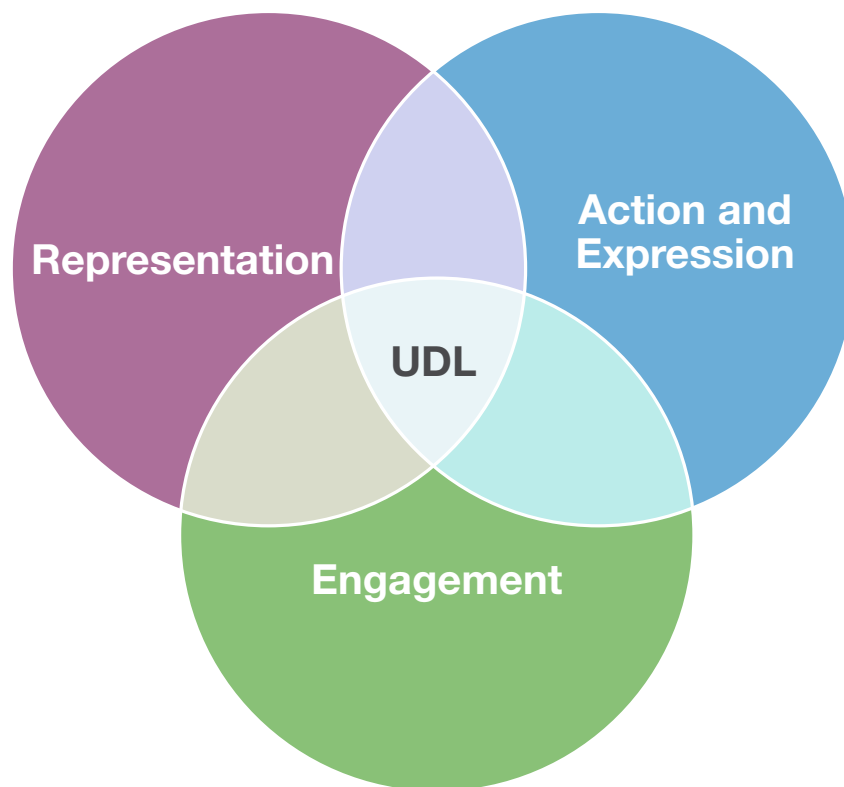
Most institutions have a centre for teaching and learning, which may offer suggestions and guidance on incorporating UDL principles into learning opportunities.

## **What UDL is not**

UDL is not prescriptive, it is not about legislative compliance, it is not a checklist, it is not a one-size-fits-all approach or solution and it is not meant to make learning easy. UDL is also not a mechanism for avoiding the duty to accommodate, as outlined below.

# Principles of UDL

The goal of UDL is to proactively eliminate barriers so that students can focus on learning and demonstrating their abilities. The principles of UDL focus on providing choice in the means that a student acquires knowledge and demonstrates their abilities. UDL encourages multiple means of engagement, multiple means of representation, and multiple means of action and expression.



## Multiple means of engagement

This is also known as the “Why” of learning. The goal is to appeal to the learner’s emotional or affective networks to increase motivation and to recruit interest. Optimise individual choice and autonomy, which increases relevance and value of the material.

**Example:** *Include assignments with topics that feel relevant to students’ lives. Recognize diverse backgrounds and explore roles, statuses, contributions, and experiences of groups typically underrepresented in research studies.*

## Multiple means of representation




This is also known as the “What” of learning. The goal is to present information and content in a variety of ways. Gardner’s theory of Multiple Intelligences suggests people perceive and process information using a combination of eight different modalities. UDL encourages a learning environment that varies the way material is delivered. Modalities may include verbal/language, visual images, logical/reasoning, body/applied physical interaction, music/rhythm, intrapersonal/personal application, interpersonal/ between people and naturalist/patterns in the way nature works.

**Example:** Incorporate visuals into lessons (visual images, drawings, diagrams or videos) to supplement lectures. Share course material in a digital format with all students, which allows for immediate access and alternate format without delay. Record lectures (even in-person ones). Have practice exams available.

## Multiple means of action and expression

This is also known as the “How” of learning. The goal is to provide learners with a multitude of ways to demonstrate or express what they know. Learning is an activity and students should be actively engaged in the process. Enlisting technology provides opportunities for physical interactions with the material. A test is one way to measure knowledge, but it may not be the only way. UDL encourages giving students choice for instruction and evaluation.

**Example:** Allow for choice in how learning outcomes are met. Give students the opportunity to choose between a test, essay, oral presentation or display, to demonstrate their knowledge and abilities.

UDL Guidelines								
Multiple Means of Engagement			Multiple Means of Representation			Multiple Means of Action and Expression		
The 'why' of learning			The 'what' of learning			The 'how' of learning		
Emotional/Affective Networks			Content in a variety of ways			Variety in demonstration of knowledge		
Options for recruiting interest	Options for sustaining effort & persistence	Options for self-regulation	Options for perception	Options for language & symbols	Options for comprehension	Options for physical action	Options for expression & communication	Options for executive functions
								

# Intersection of accessibility and accommodations

Although UDL is designed to support a broad range of diverse learning needs, it does not necessarily eliminate the need for disability-related accommodations. It is important that students using accommodations understand what elements of UDL have been implemented. This information will allow students to assess their needs and move through their course knowing what additional supports they may or may not need.

Educators should continue to seek advice from their disability services office on how to accommodate individual students. It is critical that faculty and other staff understand that the procedural and substantive duty to accommodate requires a full assessment of the student's disability-based needs that may not be upheld within UDL.

## Case example

---

*In your course you have implemented UDL by posting your course materials including lecture notes in advance of the class. You think this will make sure all students can access the learning this semester. However, Jackie, a student in your class who struggles with visual processing, requires an audio recording of your lecture and support from a class notetaker as an accommodation.*

---

## Case example

---

*You have implemented a UDL practice of grace days for your course, where each student can submit their assignments up to two days late. Nick, a student in your class, has a learning disability that you are not aware of, and requires an extension of a week on the final assignment as an accommodation.*

---



# Recommendations

## Be aware of different disability models

Having a general understanding of the medical, social, and human rights-based models of disability can help you to identify which models you and others might be using in discussions and programming. Aim to use the social and human rights-based models when thinking about and discussing disability.

## Combat ableism and stigma

Find ways in your role to fight ableism when you see it on campus. This means reflecting on your own ableism as well as questioning institutional forms of ableism that are part of campus processes and procedures.

## Use respectful language

Ask the person you're connecting with if they prefer identity-first or person-first language. Either way, make sure you are speaking to them as equals, and without dehumanising or degrading them. Don't refer to people with disabilities as courageous, brave, or special – they are simply human beings.

## Question your assumptions

Ableism can manifest as assumptions made about students who use accommodations or the accommodation process in general. What kind of opinions do you hold about disabled students and are they based in fact or in subjective experience? Try to engage in self-reflection on a regular basis.

## Get familiar with the accommodation process at your institution

Each school has a unique process to be followed for obtaining accommodations. Familiarise yourself with your institution's process, the required documentation, and the support available to students from the disability services office, so that you can refer students effectively.

## Practice recognizing struggling students and refer them to support

The duty to inquire means that post-secondary staff have a responsibility to offer support to students who may have a disability. Staff should also be aware that some students may need accommodations, even if they haven't requested one. Check out [More Feet on the Ground](#) for a free online course on how to recognize, respond to, and refer a student to supports for their mental health.

## **Learn about Universal Design for Learning**

Universal Design for Learning is an accessibility tool that is available to staff on campus to ensure that programming is within reach for all students. Check out your institution's disability services office or learning resources to see if they offer any training sessions so you can learn more about UDL.

## **Employ both accommodation and accessibility strategies**

Both accommodation and accessibility are critical to ensuring an equitable learning environment for students with disabilities. Accessibility means that students' diversity of learning needs will be considered and accounted for, and accommodation ensures that any students who have outstanding needs will be supported.

# Glossary

---

**Ableism:** Oppression faced by disabled people, or those perceived as disabled. Includes prejudice and discrimination.

**Accessible:** The quality of being easy to use by all people, including those with disabilities.

**Autonomy:** The ability and right of a person to have control over their own body and mind.

**Barriers:** Any obstacles, restraints, or impediments that prevent movement or access. These can be physical, like a fence, or conceptual, like an expectation of behaviour.

**Capitalism:** An economic system in which a country's trade and industry is controlled by private actors to make a profit.

**Chronic Disability:** A disability that persists over a long period of time, sometimes the person's whole life.

**Colonialism:** The policies and practices that a person or group of people engage in to exert control over an Indigenous population, as well as to exploit that Indigenous population and their land.

**Disclosure:** The act of sharing information about one's disability with others.

**Episodic Disability:** A disability that features unpredictable episodes of illness that can vary in severity and duration, with periods of wellness in between.

**Identity-first language:** One way of referring to people with disabilities that puts the identity first, usually used when the individual sees their disability as an important part of their self-identity. I.e. "a blind person".

**Neurodivergent:** The quality of having a brain, or mental processing, that works significantly differently from the dominant societal standard of "normalcy". I.e., an autistic individual.

**Pathologize:** To treat something or someone as unhealthy or abnormal. The medical model of disability has been said to pathologize disabled people.

**Permanent Disability:** A mental or physical impairment that indefinitely or permanently impacts the person's capacity.

**Person-first language:** One way of referring to people with disabilities that puts the person first, usually used when the individual wants to assert their humanity. I.e. “a woman with a visual impairment”.

**Racism:** The process by which systems and policies, actions and attitudes create inequitable opportunities and outcomes for people based on race. Racism is different from racial prejudice, hatred, or discrimination. It occurs when this prejudice – whether individual or institutional – is accompanied by the power to carry out systematic discrimination through the institutional policies and practices of the society and by shaping the cultural beliefs and values that support those racist policies and practices.

**Sanism:** The oppression of people who are perceived to be neurodivergent, and the societal pressure to be seen as sane or mentally “normal”.

**Sexism:** Prejudice and discrimination, typically against women, on the basis of sex. Often linked to beliefs about the fundamental nature of women and men, and the role they should play in society.

**Stigma:** The set of negative beliefs, attitudes, and assumptions that are held in society about a circumstance or person.

**Temporary Disability:** A disability that affects a person for a defined period of time. This period of time can be days, weeks, months, or years.

# Further Readings & Resources

---

Cecil-Lemkin, E., & Marvel Johnson, L. (2021, April 20). Another Word. *Developing a Multimodal Toolkit for Greater Writing Center Accessibility*. <https://dept.writing.wisc.edu/blog/multimodaltoolkit/>

Council of Ontario Universities. (2020, December 18). Administrator's accessibility toolkit. Ontario's Universities Accessible Campus. <https://accessiblecampus.ca/tools-resources/administrators-tool-kit/>

Council of Ontario Universities. (2017, March 1). Educator's accessibility toolkit. Ontario's Universities Accessible Campus. <https://accessiblecampus.ca/tools-resources/educators-tool-kit/>

Humber College. (n.d.). Accessibility Toolkit. Humber College. [https://humber.ca/makingaccessiblemedia/modules/06/pdf/Accessibility\\_Toolkit\\_Final.pdf](https://humber.ca/makingaccessiblemedia/modules/06/pdf/Accessibility_Toolkit_Final.pdf)

Ladau, E. (2021). *Demystifying disability: what to know, what to say, and how to be an ally*. Ten Speed Press.

Ontario Council of University Libraries. (2014, May). Accessibility Information Toolkit for Libraries. Ontario Council of University Libraries. <https://ocul.on.ca/accessibility/>

Ontario Human Rights Commission (2017). *With Learning in Mind*. <https://www.ohrc.on.ca/en/learning-mind>

Piepzna-Samarasinha, L. L. (2021). *Care work: dreaming disability justice*. Arsenal Pulp Press.

Sins Invalid. (2019). *Skin, Tooth, and Bone: The Basis of Movement is Our People: A Disability Justice Primer*. Sins Invalid.

University of British Columbia. (2021, August 24). OER Accessibility Toolkit. University of British Columbia. <https://open.ubc.ca/oer-accessibility-toolkit/>

University of Waterloo. (2021, December 15). Accessibility for Ontarians with Disabilities Act Toolkit. University of Waterloo. <https://uwaterloo.ca/library/aoda-toolkit/>

Wong, A. (2020). *Disability visibility: First-person stories from the twenty-first century*. Knopf Doubleday Publishing Group.

Young, S. (n.d.). I'm not your inspiration, thank you very much. TED Talk. [https://www.ted.com/talks/stella\\_young\\_i\\_m\\_not\\_your\\_inspiration\\_thank\\_you\\_very\\_much](https://www.ted.com/talks/stella_young_i_m_not_your_inspiration_thank_you_very_much)

# Acknowledgments

---

**Thank you to our collaborators, who dedicated their time to the writing of this toolkit:**

Hannah Chan  
Deandra Christopher  
Jennifer Gillies  
Audrey Healy  
Jan Klotz  
Jenn Meksula  
Mary Anne Melanson  
Shay Rosen

**Thank you as well to the reviewers who provided expert guidance and feedback on the toolkit:**

Hannah Chan  
Kathleen Clarke  
Kate Cressman  
Jennifer Gillies  
Margaret Nicholson  
Karen Tang  
Joyce Tsui  
Kate Wiley

# References

1. Andrew J. Hogan. (2019). Social and medical models of disability and mental health: Evolution and renewal. *Canadian Medical Association Journal*, 191(1), E16. <https://doi.org/10.1503/cmaj.181008>
2. Aruma Disability Services. (2020, July 29). Quotes about disability that make you think. Aruma Disability Services. <https://www.aruma.com.au/about-us/blog/quotes-about-disability-that-make-you-think/>
3. BC Disability. (n.d.). Disability quotes. BC Disability. <https://www.bcdisability.com/disability-quotes>
4. Bishop, A., (2005). *Beyond Token Change: Breaking the Cycle of Oppression in Institutions*. Halifax, Nova Scotia, Canada: Fernwood Publishing.
5. Brinkman, A., Rea-Sandin, G., Lund, E., Fitzpatrick, O., Gusman, M. S., Boness, C. L., & Diversity, S. f. E. E. & (2022, January 27). Shifting the Discourse on Disability: Moving to an Inclusive, Intersectional Focus. <https://doi.org/10.31234/osf.io/drnm7>
6. Burgstahler, S., (2015). *Universal Design for Instruction (UDI): Definition, Principles, Guidelines and Examples*. Seattle, WA: DO.IT., University of Washington, Retrieved May 14, 2019 from <https://www.washington.edu/doi/universal-design-instruction-udi-definition-principles-guidelines-and-examples>
7. Caldwell, B., Cooper, M., Guarino Reid, L., & Vanderheiden, G. (2008, December 11). Web Content Accessibility Guidelines. W3C Recommendation. <https://www.w3.org/TR/WCAG20/>
8. California State University San Marcos. (n.d.). Differences between K-12 and college. California State University San Marcos. <https://www.csusm.edu/dss/differencesbetweenk-12/index.html>
9. Condra, M., Dineen, M., Gauthier, S., Gills, H., Jack-Davies, A., Condra, E. (2015). Academic Accommodations for Postsecondary Students with Mental Health Disabilities in Ontario, Canada: A review of the Literature and Reflections of Emerging Issues. *Journal of Post-Secondary Education and Disability*, 28(3), 277-291.
10. Disability Advocacy Resource Unit (DARU). (2019, February 15). Introducing the Human Rights Model of disability. Disability Advocacy Resource Unit (DARU). Retrieved April 17, 2023, from <https://www.daru.org.au/how-we-talk-about-disability-matters/introducing-the-human-rights-model-of-disability>
11. Dolmage, J. (2021, December 10). *Accessibility, Disability, Inclusion and Ableism in the University*. University of Calgary.
12. Dolmage, J.T., (2017). *Academic Ableism: Disability and Higher Education*. University of Michigan Press.
13. Employer Assistance and Resource Network on Disability Inclusion. (n.d.). Person first and identity first language. AskEARN. <https://askearn.org/page/people-first-language>
14. Evans, N.J., Broido, E.M., Brown, K.R., Wilke, A.K., (2017). *Disability in Higher Education: A Social Justice Approach*. San Francisco, CA: Jossey-Bass.
15. Feder, J. (2021, September 24). What is intersectionality? Accessibility.com. Retrieved April 17, 2023, from <https://www.accessibility.com/blog/disability-language-intersectionality#:~:text=Intersectionality%20is%20a%20term%20coined,shape%20a%20person%27s%20life%20experiences.>
16. Fichten, C. S., Asuncion, J. V., Barile, M., Robillard, C., Fossey, M. E., & Lamb, D. (2003). Canadian Postsecondary Students With Disabilities: Where Are They? *Canadian Journal of Higher Education*, 33(3), 71–113. <https://doi.org/10.47678/cjhe.v33i3.183441>
17. Glossary. The Abolition and Disability Justice Coalition. (2020, September 7). <https://abolitionanddisabilityjustice.com/glossary/>
18. Goyat, R., Vyas, A., & Sambamoorthi, U. (2016). Racial/Ethnic Disparities in Disability Prevalence. *Journal of racial and ethnic health disparities*, 3(4), 635–645. <https://doi.org/10.1007/s40615-015-0182-z>
19. Kovac, L. (2020, December 15). Principles of accommodation. Accessibility for Ontarians with Disabilities Act (AODA). Retrieved April 17, 2023, from <https://www.aoda.ca/principles-of-accommodation/>
20. Ladau, E. (2022, March 24). What is disability justice? Disability & Philanthropy Forum. Retrieved April 17, 2023, from <https://disabilityphilanthropy.org/resource/what-is-disability-justice/>
21. Maroto, M., Pettinicchio, D., & Patterson, A. C. (2019). Hierarchies of Categorical Disadvantage: Economic Insecurity at the Intersection of Disability, Gender, and Race.
22. McCloy, U. and DeClou, L. (2013). *Disability in Ontario: Postsecondary education participation rates, student experience and labour market outcomes*. Toronto: Higher Education Quality Council of Ontario.
23. McGraw Hill Canada. (2021, September 13). 7 ways higher education is boosting student success. McGraw Hill Canada. <https://www.mheducation.ca/blog/7-ways-higher-education-is-boosting-student-success>
24. The medical model of disability. *Looked After Children and Young People: We Can and Must Do Better*. (n.d.). Retrieved April 17, 2023, from [https://www.wecanandmustdobetter.org/files/5914/2626/5339/Models\\_of\\_disability.pdf](https://www.wecanandmustdobetter.org/files/5914/2626/5339/Models_of_disability.pdf)

25. Meyer, A., Rose, D., & Gordon, D. (2014). Universal design for learning: Theory and practice. Wakefield MA: CAST. Retrieved May 9, 2019, from [https://www.researchgate.net/publication/276267753\\_Universal\\_Design\\_for\\_Learning\\_Theory\\_and\\_practice](https://www.researchgate.net/publication/276267753_Universal_Design_for_Learning_Theory_and_practice)
26. Miles, A. L., Nishida, A., Forber-Pratt, A. J. (2017). An open letter to White disability studies and ableist institutions of higher education. *Disability Studies Quarterly*, 37(3), 1. Retrieved from <https://dsq-sds.org/article/view/5997/4686>
27. Miller, T.E, Bender, B.E., Schuh, J.H and associates., (2005). Promoting reasonable expectations: Aligning student and institutional views or college experience. San Francisco, CA: Jossey-Bass.
28. Mohawk College. (n.d.). Accommodations and Universal Design for Learning. Mohawk College. Retrieved May 8, 2023, from <https://www.mohawkcollege.ca/accessible-learning-services/accommodations/accommodation-guides/communicating-use-of-accommodations-when-using-udl>
29. Morris, S., Fawcett, G., Brisebois, L., & Hughes, J. (2018, November 28). A demographic, employment and income profile of Canadians with disabilities aged 15 years and over, 2017. Statistics Canada. Retrieved April 17, 2023, from <https://www150.statcan.gc.ca/n1/pub/89-654-x/89-654-x2018002-eng.htm>
30. National Educational Association of Disabled Students. (2018, October 1). National Educational Association of Disabled Students (NEADS) releases The Landscape of Accessibility and Accommodation for Post-Secondary Students With Disabilities in Canada report. National Educational Association of Disabled Students. <https://www.neads.ca/en/about/media/index.php?id=671>
31. National Educational Association of Disabled Students. (n.d.). Enhancing accessibility in post-secondary education institutions. National Educational Association of Disabled Students. <https://www.neads.ca/en/norc/eag/>
32. Norris, H. (2014). Colonialism and the Rupturing of Indigenous Worldviews of Impairment and Relational Interdependence: A Beginning Dialogue towards Reclamation and Social Transformation. *Critical Disability Discourses*, 6. Retrieved from <https://cdd.journals.yorku.ca/index.php/cdd/article/view/39665>
33. Novak, K. (2021, March 18). Udl vs Di: The dinner party analogy. Novak Education. <https://www.novakeducation.com/blog/udl-vs-di-dinner-party-analogy>
34. Office of Disability Concerns, (2008). Oklahoma Disability Etiquette Handbook. Oklahoma City, OK: Governor's Committee on Employment of People with Disabilities
35. The Office of Institutional Research, George Brown College. (2013). The Student Success Program: From Pilot to Implementation. Toronto: Higher Education Quality Council of Ontario.
36. Ontario Human Rights Commission. (2014, June 18). Policy on preventing discrimination based on mental health disabilities and addictions. Ontario Human Rights Commission. Retrieved May 3, 2023, from <https://www.ohrc.on.ca/en/policy-preventing-discrimination-based-mental-health-disabilities-and-addictions>
37. Ontario Human Rights Commission. (2018, March). Policy on Accessible Education for students with disabilities. Ontario Human Rights Commission. Retrieved May 4, 2023, from <https://www.ohrc.on.ca/en/policy-accessible-education-students-disabilities#Undue%20hardship>
38. Ontario Human Rights Commission. (n.d.). Accommodating students with disabilities - principles (fact sheet). Ontario Human Rights Commission. Retrieved April 17, 2023, from <https://www.ohrc.on.ca/en/accommodating-students-disabilities-principles-fact-sheet#:~:text=Accommodation%20involves%20three%20principles%3A%20dignity%2C%20individualization%20and%20inclusion.>
39. Ontario Human Rights Commission. (n.d.). 8. the duty to accommodate. Ontario Human Rights Commission. Retrieved April 17, 2023, from <https://www.ohrc.on.ca/en/policy-preventing-discrimination-because-gender-identity-and-gender-expression/8-duty-accommodate>
40. Parliamentary and Health Service Ombudsman. (n.d.). Introduction to the social and medical models of disability. Parliamentary and Health Service Ombudsman. Retrieved April 17, 2023, from [https://www.ombudsman.org.uk/sites/default/files/FDN-218144\\_Introduction\\_to\\_the\\_Social\\_and\\_Medical\\_Models\\_of\\_Disability.pdf](https://www.ombudsman.org.uk/sites/default/files/FDN-218144_Introduction_to_the_Social_and_Medical_Models_of_Disability.pdf)
41. Project LETS. (n.d.). Disability justice. Project LETS. Retrieved April 17, 2023, from <https://projectlets.org/disability-justice>
42. Rivas Velarde, M. (2018). Indigenous perspectives of disability. *Disability Studies Quarterly*, 38(4). <https://doi.org/10.18061/dsq.v38i4.6114>
43. Robinson, A. (2022, June 7). 47 quotes for National Disability Employment Awareness Month. teambuilding.com. <https://teambuilding.com/blog/disability-awareness-quotes>
44. Rose, T. (2023). "Nothing for me, Without me, and all my Allies". *Abilities*. Accessed May 9, 2023 from <https://www.abilities.ca/abilities-magazine/nothing-for-me-without-me-and-all-my-allies/>
45. Sathay, V., Hogan, K.A. 2023. "How to make Teaching more Inclusive: Advice Guide". *The Chronicle of Higher Learning*. Accessed April 25, 2023 <https://www.chronicle.com/article/how-to-make-your-teaching-more-inclusive/#3>
46. Seneca College. (n.d.). Accessible learning services. My Seneca. <https://students.senecacollege.ca/spaces/122/personal-counselling-and-accessible-learning-services/wiki/view/2541/accessible-learning-services>
47. Sins Invalid. (2019) *Skin, Tooth, and Bone: The basis of movement of our people, a Disability Justice Primer*. (2nd ed.). Berkely, CA
48. Sins Invalid. (2020, June 17). What is disability justice? Sins Invalid. Retrieved April 17, 2023, from <https://www.sinsinvalid.org/news-1/2020/6/16/what-is-disability-justice>



49. Thurber, A., & Bandy, J. (2018). Creating Accessible Learning Environments. Vanderbilt University Center for Teaching. Retrieved April 28, 2023 from <http://cft.vanderbilt.edu/guides-sub-pages/creating-accessible-learning-environments/>.
50. Understanding the four principles of accessibility. Inclusion & Accessibility Labs . (2023, February 7). <https://ialabs.ie/understanding-the-four-principles-of-accessibility/#:~:text=These%20four%20principles%20are%20known,Operable%2C%20Understandable%2C%20and%20Robust.>
51. Understood. (2023, April 13). Disability inclusion glossary. Understood. <https://www.understood.org/en/articles/disability-inclusion-glossary>
52. University of Toronto, 2023, Faculty & Staff: How to support and refer students with disabilities. Web page accessed on April 18, 2023, <https://studentlife.utoronto.ca/task/faculty-and-staff-how-to-support-and-refer-students-with-disabilities/>
53. University of Waterloo. (2019, September 1). Student academic accommodation guidelines. Secretariat. Retrieved May 8, 2023, from <https://uwaterloo.ca/secretariat/student-academic-accommodation-guidelines>
54. The UN Refugee Agency. (n.d.). Handout 2 - models of disability. UNHCR. Retrieved April 17, 2023, from <https://www.unhcr.org/media/40126#:~:text=The%20handout%20for%20Module%202,%2C%20and%20rights%2Dbased%20model.>
55. Whitson, L. (2015). Closing the Gap: Moving mountains without lowering expectations. Washington, D.C.: Degree Prospects, LLC. Retrieved May 15, 2019
56. World Health Organization. (n.d.). Disability. World Health Organization. [https://www.who.int/health-topics/disability#tab=tab\\_1](https://www.who.int/health-topics/disability#tab=tab_1)
57. YouTube. (2023, May 5). How do you teach a child about disability?. YouTube. <https://www.youtube.com/watch?v=K7CL-1sgQGM&amp;t=180s>



# FAQ for Students

---

---

*\*Disclaimer: Disability-related accommodations and services may differ between post-secondary institutions. For more information on accessibility and accommodation services at your post-secondary institution, please contact your campus disability services office.*

---

## How do I know if I'm eligible for accessibility services?

Persons with a variety of disabilities and conditions may be eligible for academic accommodations, including conditions that are permanent, temporary, episodic, chronic, etc. Interim accommodations may also be provided for students who are in the process of being assessed for a mental health disability. To determine their eligibility for accessibility services, students are required to complete a registration/screening form, submit disability documentation, and meet with a counsellor or advisor from their academic institution. For campus-specific information and steps to determine eligibility for accessibility and accommodation services at your academic institution, please contact your campus disability services office and/or visit their website. Note: the name of this office may vary slightly by campus.

## What would my academic institution's disability services office offer me?

Campus disability services offices provide a safe place for students to discuss disability-related needs and the appropriate accommodations. Accessibility/disability counsellors or advisors are available to:

- Review medical documentation and need to determine if academic accommodations are required.
- Co-develop an effective academic accommodation plan with students and course instructors.
- Provide ongoing support, advocacy, and problem-solving for disability-related issues that impact students' academic and extracurricular experience in partnership with the students and relevant course instructors/staff.
- Facilitate access to adaptive furniture, equipment and software, and/or accessible parking.
- Coordinate the delivery of specialized service requests such as sign language interpretation, computerized note taking and real-time captioning.
- Provide financial support information (e.g., Bursary for Students with Disabilities, SGS Accessibility Grants) and referrals to other funding sources in collaboration with the campus Financial Aid office.
- Provide other accessibility and accommodation supports as offered.

*Please contact your institution's disability services office or website to learn more about what is offered at your campus.*

## Can I register for accommodations if I don't have medical documentation verifying a disability?

Medical documentation verifying a functional limitation must usually be submitted to the academic institution's disability services office in order to receive accommodations. This often requires a valid written assessment specifying the accommodations that the student requires. Students are sometimes required to submit medical documentation completed by a regulated healthcare practitioner who is permitted to diagnose their specific disability(s) based on their training and license, within their scope of practice (see below). Established forms for this information can often be found on the website of the institution's disability services office.

**Examples of healthcare professionals who may be able to complete this documentation include:**

- **Physicians (medical doctors)**
- **Psychologists**
- **Psychiatrists**
- **Occupational therapists**
- **Physiotherapists**
- **Registered psychotherapists**
- **Social workers**
- **Nurse practitioners**

Campus disability services offices can work with you if you suspect that you have a disability or are in the process of obtaining medical documentation verifying a disability. Students who suspect they have a mental health disability/condition, are developing a mental health condition or are waiting to receive medical documentation from their healthcare practitioner may still receive reasonable accommodations. These students may seek academic accommodations without documentation of a diagnosed condition.

Further, the disability services office does not provide services to diagnose disabilities, but can review any academic difficulties students are experiencing and, if appropriate, suggest referrals for further assessment.

## What kind of documentation do I need?

To their campus disability services office, students are often required to submit medical documentation (e.g. disability verification form) completed by their regulated healthcare practitioner, who is permitted to diagnose their specific disability(s) based on their training and license, within their scope of practice. The purpose of this documentation is to identify a physical, cognitive or emotional condition that is disabling in an academic context.

To their course instructor(s), students are required to submit an Accommodation Letter and/or any other documentation indicating the nature of the accommodation request provided by the campus disability services office. An Accommodation Letter is issued when a student has connected with the campus disability services office, and it has been identified that the student requires one or more academic accommodations. Students may choose to connect directly with their course instructors or request that the disability services office manage the accommodation request on their behalf. Students may opt for different levels of support at various points in their program.

## Is there a cost to the process of seeking documentation or a diagnosis?

Many doctors will charge patients to fill out documentation forms as this service is not covered by the province. Depending on who is providing the diagnosis, there may be significant costs associated. For example, receiving a diagnosis of ADHD from a registered psychologist can cost up to \$3500.

### **Do I need to disclose my disability to my course instructor?**

Disclosing a diagnosis is a choice, and the decision of whether to disclose is very personal. Students are not required to disclose the nature of their disability or health consideration to their academic institution or course instructor to receive the requested and approved accommodations.

However, course instructors do need to know about the disability-related need if they are required to be involved in the accommodation process (e.g., to make a note taking announcement, assist with test/exam accommodations, and/or if an accommodation may compromise the essential core requirements of a course, etc.).

### **Does my professor have to follow my accommodation plan?**

According to the Ontario Human Rights Commission, an appropriate accommodation enables a student to successfully meet the essential requirements of the program, with no alteration in standards or outcomes, although the manner in which the student demonstrates mastery, knowledge and skills may be altered.

Course instructors are required to accept student requests for accommodation in good faith, unless there are legitimate reasons for acting otherwise; seek expert opinion or advice when needed; take an active role in ensuring that alternative approaches and possible accommodation solutions are investigated; keep a record of accommodation requests and action taken; and maintain confidentiality.

If a course instructor believes that implementing the accommodations listed in a student's accommodation plan will compromise academic standards, they may contact the student's counsellor or advisor, who can engage in their process for accommodation disputes.

### **Will my need for accommodations be listed on my transcript?**

Confidentiality of information is a legal responsibility of every academic institution. Information provided to an academic institution's disability services office is protected in accordance with the Ontario Human Rights Code and the Freedom of Information and Protection of Privacy Act. This confidentiality of information extends to student transcripts. A student's need for accommodations will not be listed on their transcript. Transcripts, entrance test result forms, or licensing exam result forms should not indicate that a student received accommodation, or that academic requirements were met under "special" or "non-standard conditions."

### **Will my need for accommodation affect my student/study visa or be disclosed to Canadian Immigration?**

Confidentiality of information is a legal responsibility, and information provided to an academic institution's disability services office is protected in accordance with the Human Rights Code and the Freedom of Information and Protection of Privacy Act. A student's need for accommodations will not be disclosed to Canadian Immigration.

Students may have other conditions listed on their study permit. They are required to adhere to these conditions, which could include if a student needs to report for medical procedures. Additionally, if students decide to take an authorized leave from their studies, they do not need to notify the Government of Canada; however, if requested, students must provide proof that their leave is authorized by their designated learning institution (DLI) and is no longer than 150 days. Authorized leave includes if the academic institution has authorized a leave from the study program due to medical reasons or pregnancy, family emergency, death or serious illness of a family member, or any other type of leave authorized by the school.

Please visit the Government of Canada Immigration and Citizenship website for more detailed information outlining your conditions as a study permit holder in Canada.

### **If I had an Individualized Education Program (IEP) in high school, would I get the same accommodations I had in my IEP?**

Post-secondary academic institutions do not accept an Individualized Education Program (IEP) as documentation of a disability, and students' IEP documentation as a student with a disability in high school will not automatically transfer to their post-secondary academic institution. This means that students must initiate the accommodations process at their institution, and assume information from high school will not be transferred.

### **Am I required to use my accommodations at all times, in every course?**

Students are not required to use their accommodations at all times, in every course. Academic accommodations are designed to meet students' disability-related needs, but these needs may vary depending on the format of each course. Some courses or buildings may pose barriers that require accommodations, which may not be present in other courses or buildings. There also may be times when students choose not to use the available supports. In these cases, students are strongly encouraged to speak to their counsellor or advisor about this decision.

### **I do not have a diagnosed disability, but I continue to struggle with ongoing concerns and don't know what to do. Can I speak to someone to ask questions or get some guidance on next steps?**

Campus disability services offices do not usually provide services to diagnose disabilities, but can review any difficulties students are experiencing and, if appropriate, suggest referrals for further assessment. Please visit your campus disability services office website or in-person for more information. Depending on your academic institution, intake and assessment forms may be filled out online prior to an in-person initial appointment. You can also speak with your professor about the struggles you are having to see what kind of support they can offer you.





# How and When to Refer

---

Post-secondary institutions have a legal duty to accommodate disabilities, but they also have a “duty to inquire”. This means that post-secondary staff must attempt to help students who are unwell or are perceived to have a disability by offering assistance and accommodations. This is because some disabilities leave students unable to identify that they have a disability, or that they require an accommodation. As the Ontario Human Rights Commission stated, in their 2018 report ‘Policy on accessible education for students with disabilities’: *Where an education provider is aware, or reasonably ought to be aware, that there may be a relationship between a disability and a student’s behaviour or academic performance, the education provider has a “duty to inquire” into that possible relationship before making a decision that would affect the student adversely (p. 73).*

It can be difficult for staff to know when and how to refer a student to the disability support office for consideration for academic accommodation and support. It is important to note that when in doubt, it is best to refer.

## Who should I refer to the disability services office?

- Refer any student who is (or you suspect is) experiencing some challenges as a result of an underlying disability, condition or experience and/or because of an inaccessible environment.
- Although the term disability is to be interpreted broadly, some students may not resonate with the term, though they may require accommodations. It can be difficult to know when to refer a student to the disability services office. When in doubt, refer.

## When should I refer a student to the disability services office?

Pay attention to signs or cues that you should refer the student to the disability services office, such as:

- Student discloses a known disability, condition, or traumatic event (e.g., “My depression is really bad right now: I can’t get any work done.”).
- Student discloses a suspected disability, illness, or condition (e.g., “I started counselling because I have been feeling really depressed lately. I think I have depression.”).
- Student discloses symptoms (e.g., “I’ve been feeling really anxious lately and can’t focus on anything.”).
- Student requests an accommodation directly from you. (e.g., “Can I get an incomplete for this course? I had to miss a lot of assignments because of my disability.”).
- Students requests a retroactive accommodation directly from you (e.g., “I couldn’t complete the assignment due last week because I was in the hospital.”).
- You suspect a student is impacted by a disability, condition, or traumatic event. (e.g., Student’s behaviour has changed. They appear physically, emotionally, or psychologically unwell and are exhibiting behaviour that is not typical for them).

## How can I refer a student to the disability services office?

- If the student disclosed their condition or the need for accommodations with you, thank them for confiding in you, it may have taken a significant amount of courage for the student to open up to you so make sure to thank them for sharing. If you suspect they require accommodation support, it may be helpful to let them know you observed that they are experiencing some challenges academically, and that you want to help them access support.
- Indicate that they are not required to share any private medical information with you, or seek accommodation directly from you.
- Ask if they need support or accommodations (ask about the need, not the disability/condition).
- Inform them that accommodation support is available for students with disabilities, medical conditions, persons impacted by trauma, etc. Clarify the specifics for domestic and international students.
- Indicate how often you work with the disability services office and let them know that you can help make that connection for them.
- Reinforce the success of students accessing academic accommodations, demonstrating that there is no concern or assumptions about their ability.

➤ Inquire into the need, not the disability itself. For example, you could ask “what kind of support would help you to complete your classwork for this class?”

➤ Keep confidentiality and avoid speaking to students in public.

➤ Do not pressure students to share more information than they are comfortable sharing.

➤ Be kind, supportive, and straightforward.



### Sample script:

*Thank you for confiding in me. I work with [name of disability services office] regularly to ensure students are appropriately accommodated and supported. They offer accommodations and various types of support. Even if you're unsure of whether the service is right for you, [name of disability services office] can talk you through next steps or provide additional information and resources if appropriate.*

*Are you comfortable with me referring you to [name of disability services office]? I can send them an email on your behalf and copy you, if needed. Or you can just register with [name of disability services office] by yourself by [indicate how].*

*In order to protect your privacy, only [name of disability services office] will review and store any medical documentation you have and registering with them is strictly confidential.*

*If you require further support as you navigate, please let me know, or [name of disability services office] directly at [email of disability services office].*

## How can I refer a student to the disability services office?

	Disability Services Office (DSO)	Counselling Services	Student Success/Academic Advising
<b>Who are they?</b>	Disability Services Office (DSO) is one of a collection of terms (including Accessibility Services Office, Accessible Learning, Disability Support Services, etc.) used to refer to the office within a college or university responsible for providing academic accommodations to students with disabilities.	Counselling Services are available to support students working through issues affecting their mental health. Services are offered by staff with professional backgrounds who are members of professional associations who are governed by the Regulated Health Care Professionals Act (RHPA).	Student Success Advisors and/or Academic Advisors collaborate with students to support them on their academic journey. They can aid in sorting issues or achieving tasks through guidance and connections with appropriate departments or services.
<b>How does intake work?</b>	May require disclosure of disability and/or accommodation need, with appropriate documentation.	Mental health needs typically assessed in an intake appointment. No documentation required.	Appointments can typically be made online or by walking into the office. No documentation required.
<b>What do they do?</b>	Work with students to understand the impacts of their disabilities, develop academic accommodation plans that consider goals and establish and monitor academic accommodations available for full participation in higher education. Also offer disability-specific training courses, workshops, student groups, specialised initiatives and learning supports, Field and Practicum supports, and facilitation of access to disability-related funding (e.g., Grants and Bursaries for Students with Disabilities etc.).	Counsellors provide short-term, and goal-focused supports. They can refer students in need of more long-term therapeutic counselling to other professionals in the community. Crisis intervention and emergency response is offered through cooperative efforts with other college or university services and/or community resources. Additional services are offered through workshops, training courses, video, or audio casts etc.	Their support may include but is not exclusive of: <ul style="list-style-type: none"> <li>· Academic Advising Support</li> <li>· Academic program and course mapping and academic pathways</li> <li>· Referral to wellness or learning services</li> <li>· Help understand institutional policies and processes</li> <li>· Assist with solving problems or communicate with staff or peers.</li> </ul> Also part of early intervention initiatives to proactively support students before their challenges may become insurmountable.
<b>Do they provide accommodations?</b>	Yes!	May support with requests for compassionate consideration and flexibility where needs are related to personal circumstances and not one's disability, e.g. assignment extension due to experience of grief.	May support with requests (Registrar or Academic) for flexibility where needs are related to personal circumstances and not one's disability, e.g., alternative test date due to death in the family.



